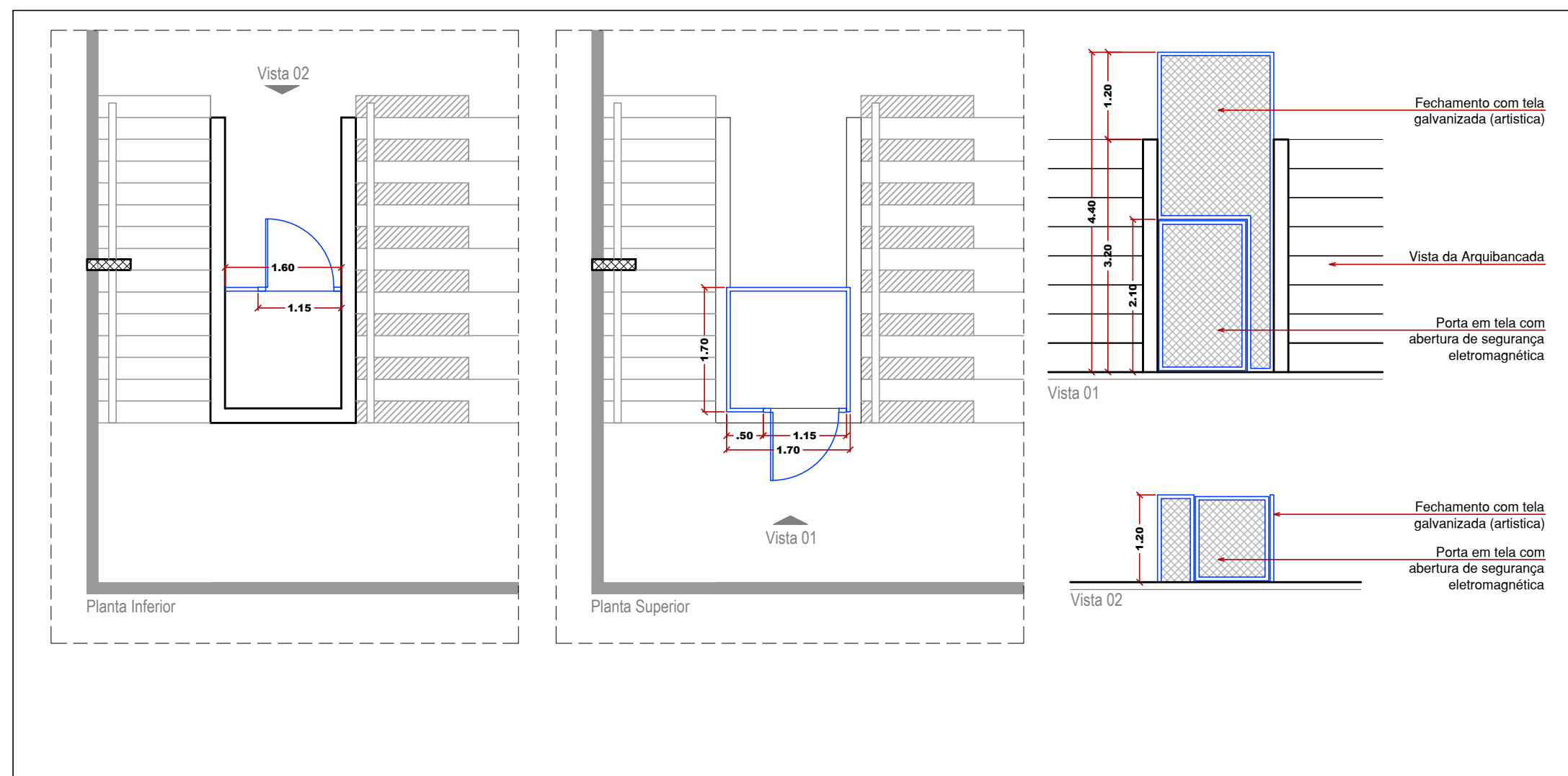
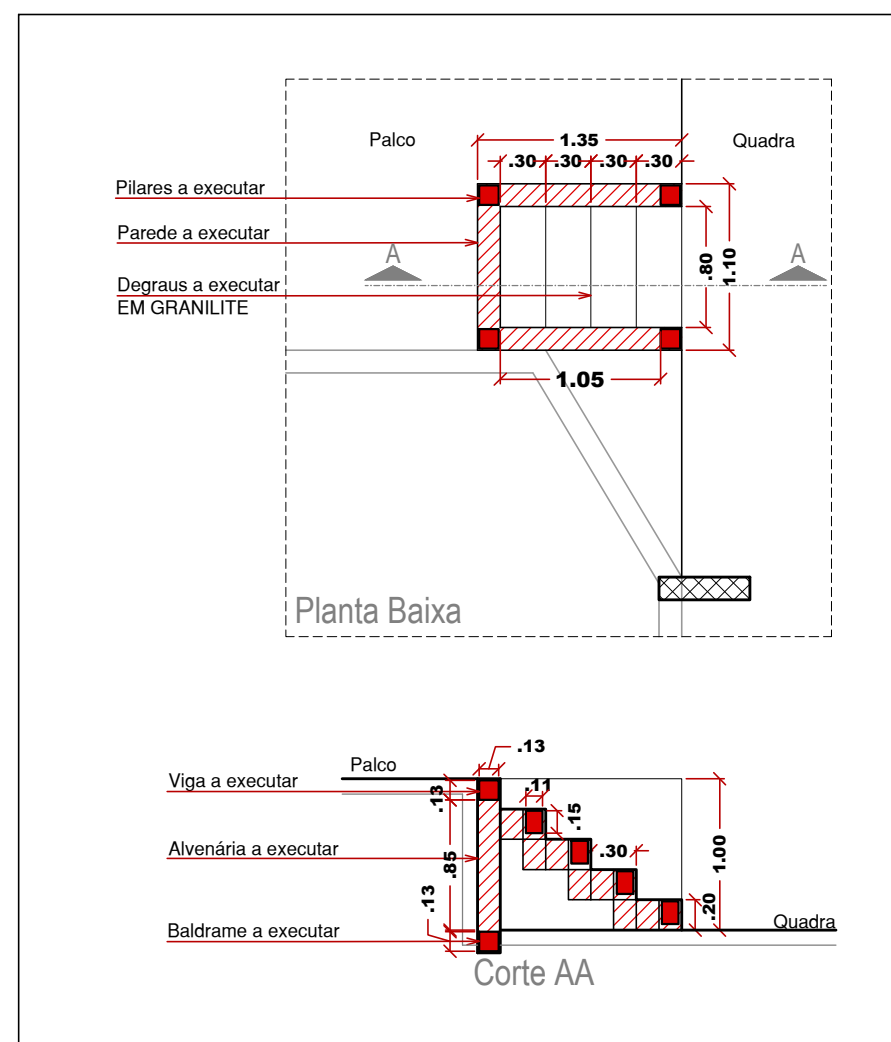


DETALHAMENTO E1 e E2



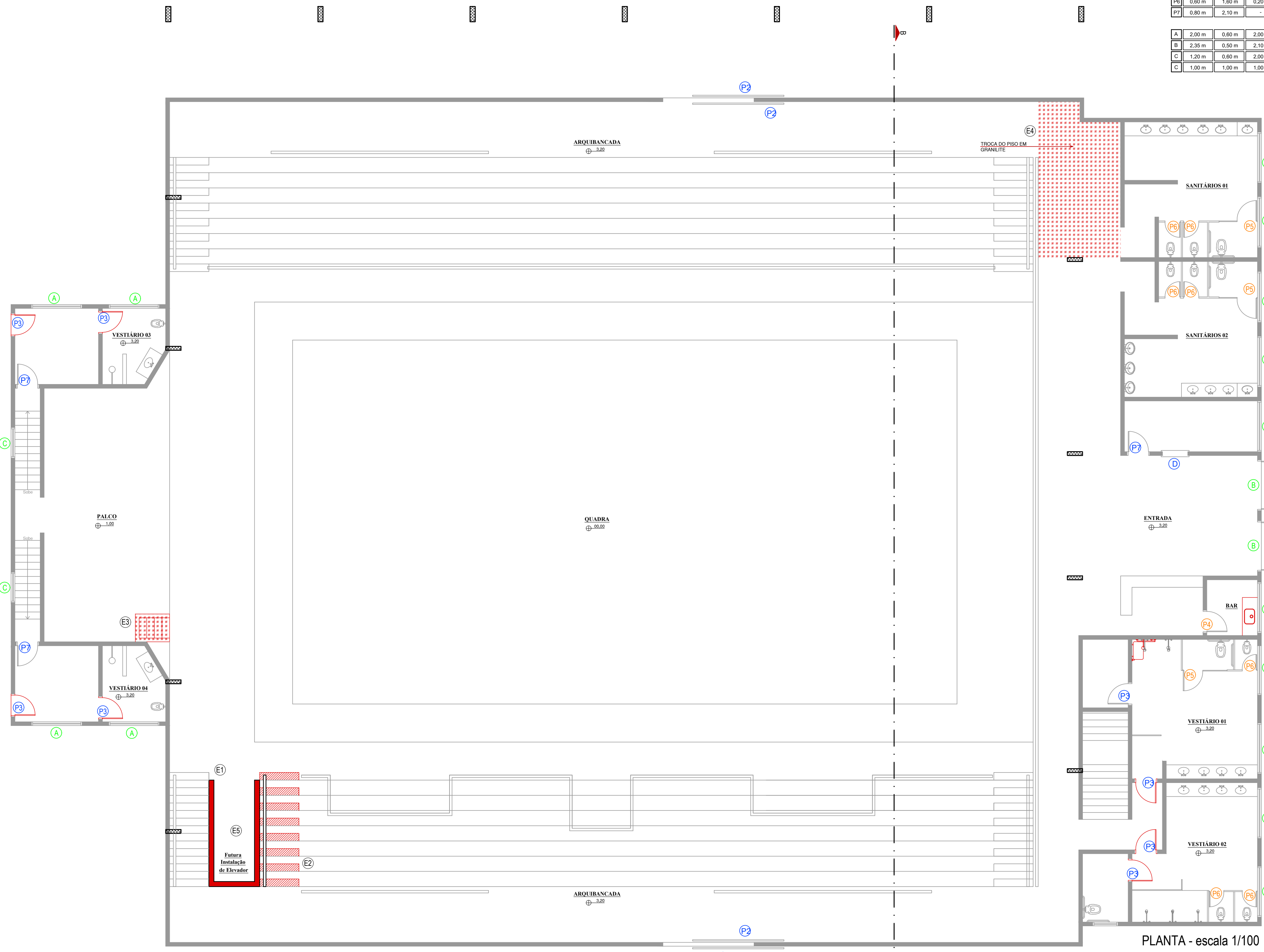
DETALHAMENTO E5



DETALHAMENTO E3

CAIXILHOS - GINÁSIO						
LARG.	ALT.	QT.	LUM.	TIPO		
P1	2,25 m	2,10 m	-	2	4,95 m²	Alum. - Vidro
P2	2,25 m	2,10 m	-	2	4,95 m²	Alum. - Vidro
P3	2,25 m	2,10 m	-	2	4,95 m²	Alum. - Vidro
P4	2,25 m	2,10 m	-	2	4,95 m²	Alum. - Vidro
P5	2,25 m	2,10 m	-	2	4,95 m²	Alum. - Vidro
P6	2,25 m	2,10 m	-	2	4,95 m²	Alum. - Vidro
P7	2,25 m	2,10 m	-	2	4,95 m²	Alum. - Vidro
P8	2,25 m	2,10 m	-	2	4,95 m²	Alum. - Vidro
P9	2,25 m	2,10 m	-	2	4,95 m²	Alum. - Vidro
P10	2,25 m	2,10 m	-	2	4,95 m²	Alum. - Vidro

EXECUÇÕES E INSTALAÇÕES	
MEMORIA DE CALCULO	TIPO
E1	8,85m x 2,70m = 24,45m²
E2	8,85m x 2,70m = 24,45m²
E3	8,85m x 2,70m = 24,45m²
E4	8,85m x 2,70m = 24,45m²
E5	8,85m x 2,70m = 24,45m²
E6	8,85m x 2,70m = 24,45m²
E7	8,85m x 2,70m = 24,45m²
E8	8,85m x 2,70m = 24,45m²
E9	8,85m x 2,70m = 24,45m²
E10	8,85m x 2,70m = 24,45m²
E11	8,85m x 2,70m = 24,45m²
E12	8,85m x 2,70m = 24,45m²
E13	8,85m x 2,70m = 24,45m²
E14	8,85m x 2,70m = 24,45m²
E15	8,85m x 2,70m = 24,45m²
E16	8,85m x 2,70m = 24,45m²
E17	8,85m x 2,70m = 24,45m²
E18	8,85m x 2,70m = 24,45m²
E19	8,85m x 2,70m = 24,45m²
E20	8,85m x 2,70m = 24,45m²
E21	8,85m x 2,70m = 24,45m²
E22	8,85m x 2,70m = 24,45m²
E23	8,85m x 2,70m = 24,45m²
E24	8,85m x 2,70m = 24,45m²
E25	8,85m x 2,70m = 24,45m²
E26	8,85m x 2,70m = 24,45m²
E27	8,85m x 2,70m = 24,45m²
E28	8,85m x 2,70m = 24,45m²
E29	8,85m x 2,70m = 24,45m²
E30	8,85m x 2,70m = 24,45m²
E31	8,85m x 2,70m = 24,45m²
E32	8,85m x 2,70m = 24,45m²
E33	8,85m x 2,70m = 24,45m²
E34	8,85m x 2,70m = 24,45m²
E35	8,85m x 2,70m = 24,45m²
E36	8,85m x 2,70m = 24,45m²
E37	8,85m x 2,70m = 24,45m²
E38	8,85m x 2,70m = 24,45m²
E39	8,85m x 2,70m = 24,45m²
E40	8,85m x 2,70m = 24,45m²
E41	8,85m x 2,70m = 24,45m²
E42	8,85m x 2,70m = 24,45m²
E43	8,85m x 2,70m = 24,45m²
E44	8,85m x 2,70m = 24,45m²
E45	8,85m x 2,70m = 24,45m²
E46	8,85m x 2,70m = 24,45m²
E47	8,85m x 2,70m = 24,45m²
E48	8,85m x 2,70m = 24,45m²
E49	8,85m x 2,70m = 24,45m²
E50	8,85m x 2,70m = 24,45m²
E51	8,85m x 2,70m = 24,45m²
E52	8,85m x 2,70m = 24,45m²
E53	8,85m x 2,70m = 24,45m²
E54	8,85m x 2,70m = 24,45m²
E55	8,85m x 2,70m = 24,45m²
E56	8,85m x 2,70m = 24,45m²
E57	8,85m x 2,70m = 24,45m²
E58	8,85m x 2,70m = 24,45m²
E59	8,85m x 2,70m = 24,45m²
E60	8,85m x 2,70m = 24,45m²
E61	8,85m x 2,70m = 24,45m²
E62	8,85m x 2,70m = 24,45m²
E63	8,85m x 2,70m = 24,45m²
E64	8,85m x 2,70m = 24,45m²
E65	8,85m x 2,70m = 24,45m²
E66	8,85m x 2,70m = 24,45m²
E67	8,85m x 2,70m = 24,45m²
E68	8,85m x 2,70m = 24,45m²
E69	8,85m x 2,70m = 24,45m²
E70	8,85m x 2,70m = 24,45m²
E71	8,85m x 2,70m = 24,45m²
E72	8,85m x 2,70m = 24,45m²
E73	8,85m x 2,70m = 24,45m²
E74	8,85m x 2,70m = 24,45m²
E75	8,85m x 2,70m = 24,45m²
E76	8,85m x 2,70m = 24,45m²
E77	8,85m x 2,70m = 24,45m²
E78	8,85m x 2,70m = 24,45m²
E79	8,85m x 2,70m = 24,45m²
E80	8,85m x 2,70m = 24,45m²
E81	8,85m x 2,70m = 24,45m²
E82	8,85m x 2,70m = 24,45m²
E83	8,85m x 2,70m = 24,45m²
E84	8,85m x 2,70m = 24,45m²
E85	8,85m x 2,70m = 24,45m²
E86	8,85m x 2,70m = 24,45m²
E87	8,85m x 2,70m = 24,45m²
E88	8,85m x 2,70m = 24,45m²
E89	8,85m x 2,70m = 24,45m²
E90	8,85m x 2,70m = 24,45m²
E91	8,85m x 2,70m = 24,45m²
E92	8,85m x 2,70m = 24,45m²
E93	8,85m x 2,70m = 24,45m²
E94	8,85m x 2,70m = 24,45m²
E95	8,85m x 2,70m = 24,45m²
E96	8,85m x 2,70m = 24,45m²
E97	8,85m x 2,70m = 24,45m²
E98	8,85m x 2,70m = 24,45m²
E99	8,85m x 2,70m = 24,45m²
E100	8,85m x 2,70m = 24,45m²



PLANTA - escala 1/100

PROJETO ARQUITETÔNICO
EXECUÇÕES E INSTALAÇÕES

Folha
2/5

Proprietário: Prefeitura Municipal de Santo Antonio de Posse

Obra: MODERNIZAÇÃO DO COMPLEXO ESPORTIVO

Local: Rua Fioravante Pavanello, nº 200, Jd. Vila Rica II, S. Antonio de Posse.

Município: Santo Antonio de Posse / SP

Situação sem escala:

VER NO MAPA DO MUNICÍPIO

Prefeito Municipal
João Leandro Lolli

Autor de Projeto e Orçamento
Engº. Leonardo da S. Granziera
CREA 506 919 4055